

Signify Classified - Internal
Cooper Lighting Solutions Photometric Lab
1121 Highway 74 South
Peachtree City, GA 30269



Scaled data based on original data using
LM-79-08 Approved Method: Electrical and Photometric Measurements of Solid-
State Lighting Products

Test Report Prepared for
Cooper Lighting Solutions
(formerly Eaton)

Brand: STREETWORKS

Report Number: P870377

Luminaire Tested: **MEM2-HSN-SA-60-830-U-T3**

Issue Date: 09/05/2024



Test Information

Test Method: LM-79-08
Report Number: P870377
Test Lab: INNOVATION CENTER(G3)
Issue Date: 09/05/2024
Manufacturer: COOPER LIGHTING SOLUTIONS (FORMERLY EATON)
Product Line: STREETWORKS
Catalog Number: MEM2-HSN-SA-60-830-U-T3
Description: EPIC MODERN SHORT HOUSING DISCRETE LED ARRAYS 60W 80CRI 3000K
FIXTURE w/ TYPE III DISTRIBUTION OPTIC
Light Source: (10) 3000K CCT, 80 CRI LEDS
Ballast/Driver: ELECTRONIC DRIVER

Summary

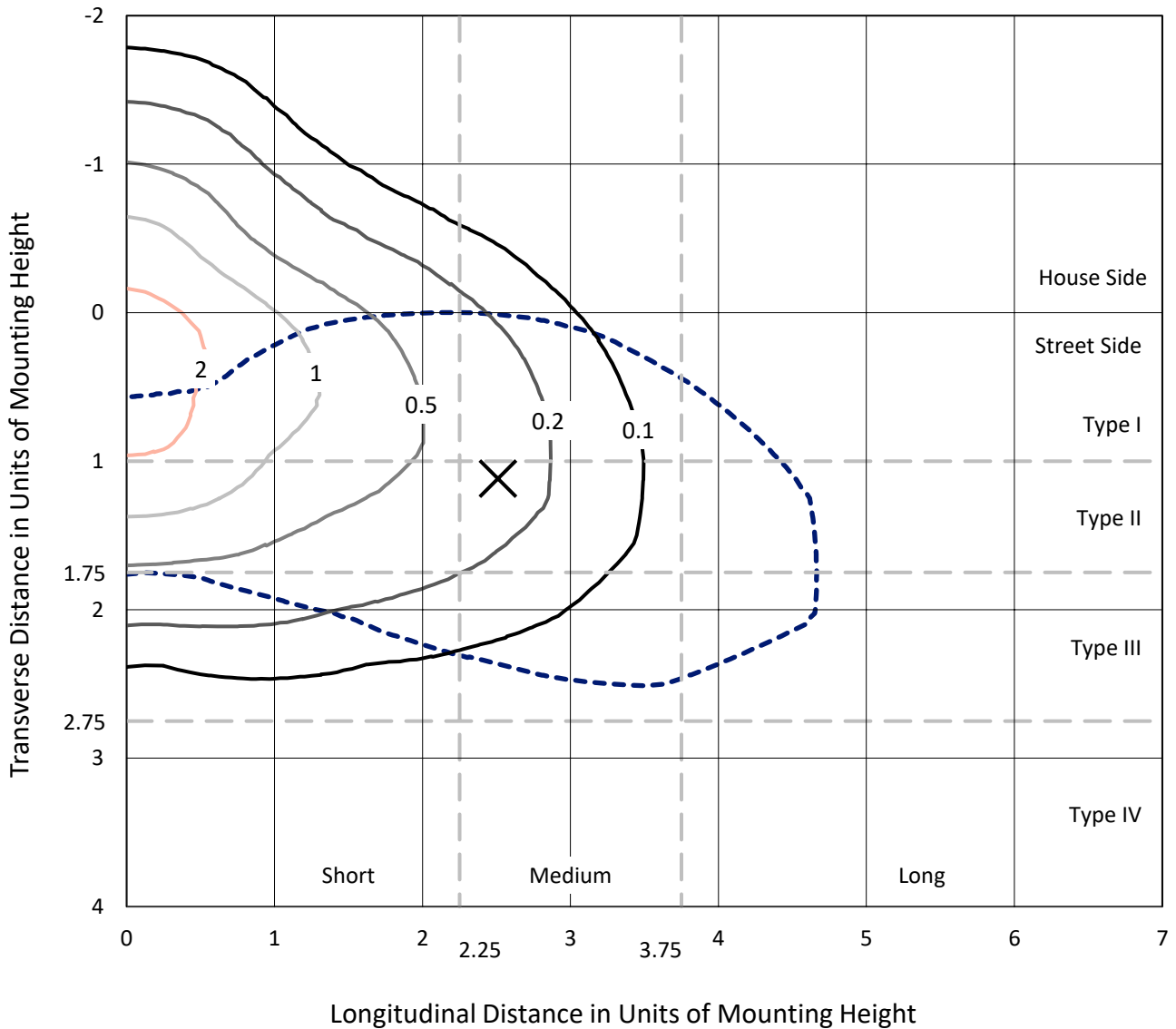
Lumens per Lamp: N/A
Luminaire Lumens: 5481.9 lumens
Efficiency: N/A
Efficacy: 124.6 lumens/watt
Luminous Opening: Rectangular (W 0.33' x L: 0.33' x H: 0')
IES Classification: Type III - Medium
BUG Rating: B1 - U0 - G1

Input Watts (W): 44
Input Voltage (V): 120
Input Current (A_{in}): NR
Voltage Rise (V): NR
Power Factor: 0.99
Total Harmonic Distortion (THDi): 6.91%
Frequency (hertz): 60
Stabilization Time: NR
Operation Time: NR
Ambient Temperature (°C): NR
Test Distance: 24 FT

REPORT NUMBER: P870377
 CATALOG NUMBER: MEM2-HSN-SA-60-830-U-T3

Iso-Footcandle Lines of Horizontal Illumination

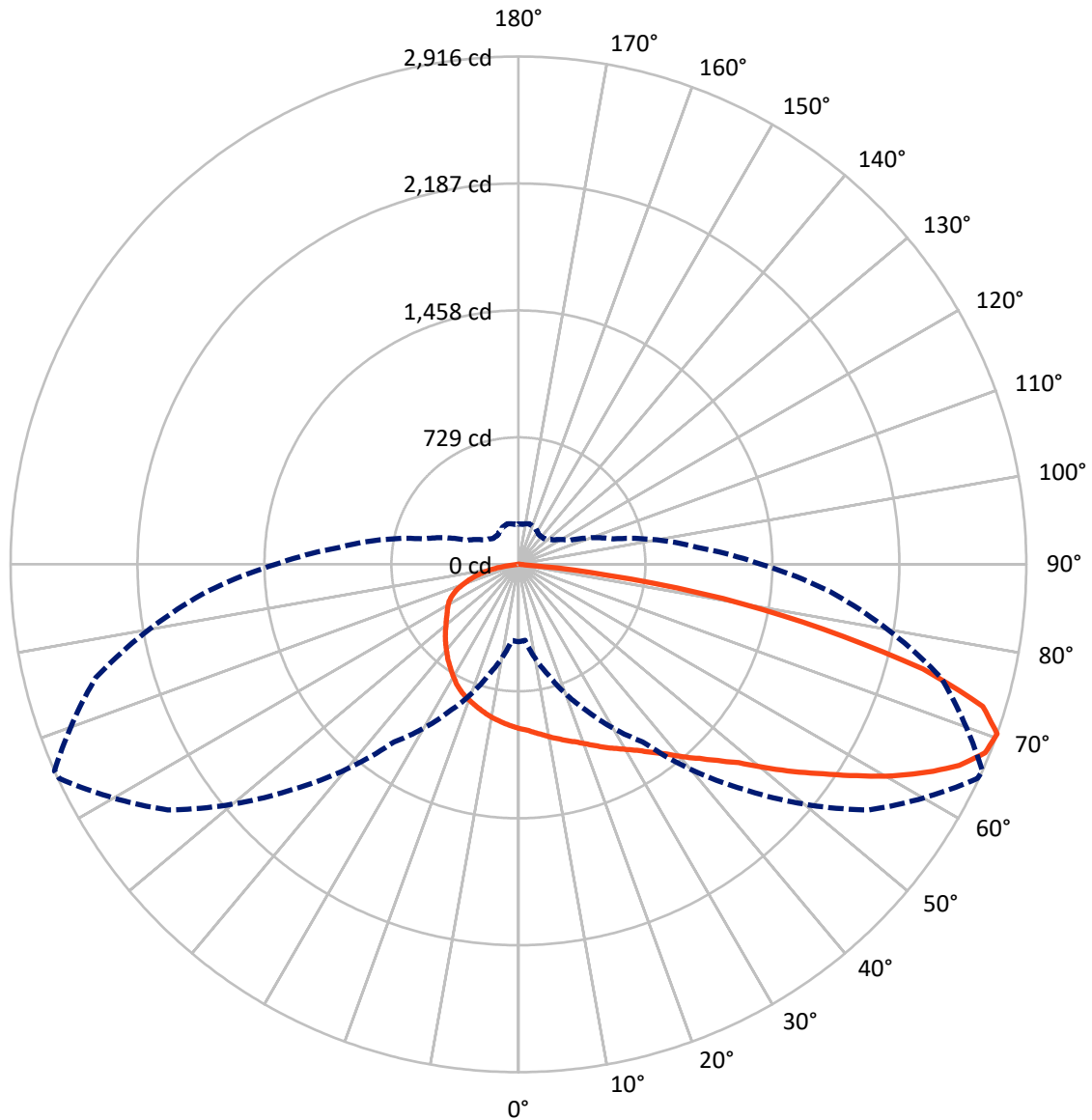
× Max cd
 - - - 1/2 Max cd



Based on 20 foot mounting height. Maximum calculated value = 2.5 fc
 Type III - Medium - N/A

REPORT NUMBER: P870377
CATALOG NUMBER: MEM2-HSN-SA-60-830-U-T3

Luminous Intensity Polar Plot



— Vertical Plane Through 66-Deg Lateral - - - Horizontal Cone Through 70-Deg Vertical

REPORT NUMBER: P870377

CATALOG NUMBER: MEM2-HSN-SA-60-830-U-T3

FLUX DISTRIBUTION:

		Downward	Upward	Total
House Side	Lumens	1412.7	0.0	1412.7
	% Fixture	25.8	0.0	25.8
Street Side	Lumens	4069.2	0.0	4069.2
	% Fixture	74.2	0.0	74.2
Total	Lumens	5481.9	0.0	5481.9
	% Fixture	100.0	0.0	100.0

ZONAL LUMENS:

Zone	Lumens	% Fixture
0°-10°	90.3	1.6
10°-20°	268.9	4.9
20°-30°	451.6	8.2
30°-40°	680.4	12.4
40°-50°	923.7	16.8
50°-60°	1097.6	20.0
60°-70°	1120.2	20.4
70°-80°	749.2	13.7
80°-90°	100.2	1.8
90°-100°	0.0	0.0
100°-110°	0.0	0.0
110°-120°	0.0	0.0
120°-130°	0.0	0.0
130°-140°	0.0	0.0
140°-150°	0.0	0.0
150°-160°	0.0	0.0
160°-170°	0.0	0.0
170°-180°	0.0	0.0
0°-90°	5481.9	100.0
0°-180°	5481.9	100.0

Coefficient of Utilization



REPORT NUMBER: P870377

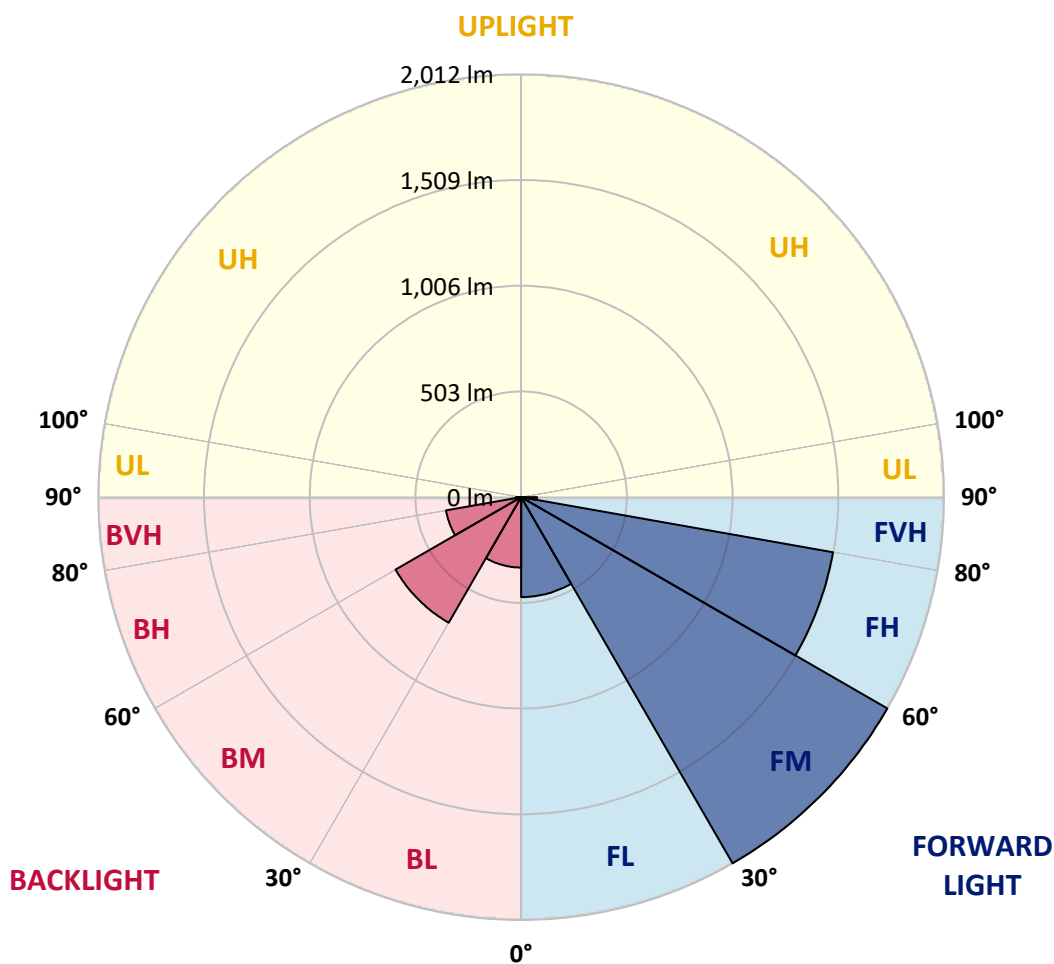
CATALOG NUMBER: MEM2-HSN-SA-60-830-U-T3

LUMINAIRE CLASSIFICATION SYSTEM LUMEN TABLE AND BUG RATING:

Zone	Lumens	% Fixture	Zone Rating/Lumen Limit		
			B	U	G
FL (0°-30°)	475.7	8.7			
FM (30°-60°)	2011.8	36.7			
FH (60°-80°)	1506.6	27.5			G1/1800
FVH (80°-90°)	75.1	1.4			G1/100
BL (0°-30°)	335.0	6.1	B1/500		
BM (30°-60°)	689.8	12.6	B1/1000		
BH (60°-80°)	362.8	6.6	B1/500		G1/500
BVH (80°-90°)	25.2	0.5			G1/100
UL (90°-100°)	0.0	0.0		U0/0	
UH (100°-180°)	0.0	0.0		U0/0	

BUG Rating: B1-U0-G1

Type III Medium





REPORT NUMBER: P870377
 CATALOG NUMBER: MEM2-HSN-SA-60-830-U-T3

CANDELA DISTRIBUTION (FULL):

	0°	5°	15°	25°	35°	45°	55°	65°	66°	75°	85°
0°	943.2	943.2	943.2	943.2	943.2	943.2	943.2	943.2	943.2	943.2	943.2
2.5°	977.0	972.6	969.3	971.5	965.0	967.2	959.5	954.1	953.0	950.8	948.6
5°	1007.5	1007.5	1002.0	1002.0	994.4	993.3	982.4	970.4	970.4	962.8	954.1
7.5°	1040.1	1038.0	1031.4	1030.3	1021.6	1019.4	1007.5	988.9	987.9	973.7	960.6
10°	1063.0	1064.1	1059.7	1059.7	1053.2	1047.8	1030.3	1010.7	1008.5	990.0	969.3
12.5°	1080.4	1082.6	1081.5	1081.5	1076.1	1076.1	1056.5	1030.3	1028.1	1004.2	974.8
15°	1098.9	1097.9	1101.1	1102.2	1100.0	1096.8	1082.6	1052.1	1051.0	1019.4	982.4
17.5°	1115.3	1114.2	1115.3	1120.7	1121.8	1121.8	1107.7	1076.1	1071.7	1038.0	988.9
20°	1125.1	1127.3	1131.6	1138.2	1141.4	1150.1	1138.2	1104.4	1100.0	1057.6	1003.1
22.5°	1162.1	1155.6	1158.8	1163.2	1167.6	1179.5	1168.6	1133.8	1130.5	1087.0	1019.4
25°	1225.3	1225.3	1217.7	1210.0	1204.6	1210.0	1201.3	1167.6	1165.4	1113.1	1038.0
27.5°	1335.3	1335.3	1318.9	1290.6	1254.7	1244.9	1238.4	1203.5	1197.0	1141.4	1049.9
30°	1474.7	1479.1	1449.6	1401.7	1335.3	1291.7	1275.4	1237.3	1234.0	1169.7	1068.4
32.5°	1623.9	1632.6	1610.8	1541.1	1432.2	1347.3	1321.1	1281.9	1274.3	1203.5	1092.4
35°	1757.9	1766.6	1737.2	1671.8	1532.4	1427.9	1375.6	1330.9	1326.6	1247.1	1128.4
37.5°	1866.8	1869.0	1850.5	1770.9	1616.3	1495.4	1443.1	1389.7	1381.0	1299.3	1166.5
40°	1982.2	1990.9	1972.4	1874.4	1692.5	1568.4	1510.6	1460.5	1452.9	1353.8	1202.4
42.5°	2103.1	2102.0	2102.0	1963.7	1768.8	1629.4	1583.6	1528.1	1523.7	1409.3	1241.6
45°	2177.2	2181.5	2169.6	2017.1	1880.9	1692.5	1654.4	1614.1	1606.5	1486.7	1292.8
47.5°	2195.7	2185.9	2131.4	2058.5	2007.3	1757.9	1743.7	1719.8	1702.3	1571.6	1356.0
50°	2170.7	2155.4	2123.8	2077.0	2054.1	1836.3	1834.1	1846.1	1834.1	1675.1	1429.0
52.5°	2077.0	2074.8	2069.4	2080.3	2043.2	1898.4	1936.5	1977.9	1975.7	1780.7	1505.2
55°	1879.9	1894.0	1959.4	2028.0	2001.8	1940.8	2050.9	2130.4	2121.6	1904.9	1583.6
57.5°	1678.4	1692.5	1776.4	1939.8	1961.5	1986.6	2179.4	2303.5	2289.4	2040.0	1655.5
60°	1503.0	1487.8	1571.6	1806.9	1904.9	2028.0	2306.8	2478.9	2466.9	2175.0	1729.6
62.5°	1225.3	1240.5	1374.5	1613.0	1825.4	2054.1	2411.4	2637.9	2630.3	2299.2	1789.5
65°	969.3	948.6	1150.1	1409.3	1688.2	2045.4	2501.8	2787.1	2781.7	2421.2	1835.2
67.5°	658.9	644.8	910.5	1206.8	1501.9	1975.7	2522.5	2887.3	2889.5	2493.0	1847.2
70°	444.4	437.8	654.6	927.9	1243.8	1825.4	2458.2	2908.0	2915.6	2511.6	1793.8
72.5°	327.8	326.7	479.2	662.2	925.8	1541.1	2282.8	2773.0	2787.1	2380.9	1637.0
75°	258.1	261.4	342.0	470.5	617.5	1140.3	1920.2	2377.6	2399.4	2056.3	1359.2
77.5°	211.3	211.3	239.6	337.6	412.8	707.9	1381.0	1740.4	1784.0	1586.9	1046.7
80°	171.0	174.3	177.5	235.3	273.4	404.1	803.8	1161.0	1192.6	1105.5	755.9
82.5°	93.7	100.2	96.9	122.0	137.2	187.3	319.1	469.4	517.3	460.7	343.1
85°	6.5	4.4	7.6	9.8	12.0	18.5	25.1	34.9	32.7	46.8	24.0
87.5°	1.1	1.1	1.1	2.2	2.2	3.3	4.4	4.4	4.4	4.4	4.4
90°	0.0	0.0	0.0	0.0	0.0	0.0	0.0	0.0	0.0	0.0	0.0



REPORT NUMBER: P870377

CATALOG NUMBER: MEM2-HSN-SA-60-830-U-T3

CANDELA DISTRIBUTION (continued):

	90°	95°	105°	115°	125°	135°	145°	155°	165°	175°	180°
0°	943.2	943.2	943.2	943.2	943.2	943.2	943.2	943.2	943.2	943.2	943.2
2.5°	947.6	942.1	933.4	931.2	927.9	923.6	919.2	912.7	910.5	912.7	914.9
5°	948.6	941.0	926.9	918.1	909.4	901.8	893.1	884.4	878.9	880.0	884.4
7.5°	951.9	941.0	919.2	905.1	890.9	878.9	864.8	855.0	848.4	849.5	852.8
10°	956.3	941.0	914.9	890.9	871.3	853.9	839.7	827.7	821.2	820.1	821.2
12.5°	957.4	939.9	905.1	875.7	851.7	828.8	813.6	802.7	796.2	792.9	795.1
15°	960.6	936.7	895.3	859.3	829.9	806.0	787.4	774.4	770.0	767.8	766.8
17.5°	965.0	935.6	886.6	843.0	808.1	780.9	764.6	751.5	746.1	743.9	746.1
20°	971.5	936.7	876.8	826.7	788.5	761.3	742.8	729.7	725.4	724.3	723.2
22.5°	980.2	938.8	869.1	811.4	766.8	739.5	721.0	712.3	709.0	710.1	710.1
25°	988.9	941.0	858.2	790.7	743.9	715.6	702.5	696.0	698.1	702.5	702.5
27.5°	996.6	939.9	843.0	768.9	716.7	690.5	680.7	681.8	687.2	694.9	696.0
30°	1006.4	939.9	826.7	741.7	686.2	661.1	658.9	667.6	676.4	684.0	684.0
32.5°	1021.6	946.5	813.6	714.5	654.6	635.0	644.8	656.8	666.6	674.2	676.4
35°	1047.8	960.6	804.9	687.2	624.1	609.9	628.4	648.0	654.6	660.0	661.1
37.5°	1072.8	973.7	794.0	661.1	592.5	587.0	612.1	632.8	633.9	637.1	637.1
40°	1096.8	983.5	779.8	632.8	562.0	562.0	591.4	608.8	606.7	603.4	604.5
42.5°	1122.9	988.9	763.5	606.7	536.9	536.9	560.9	576.2	575.1	579.4	582.7
45°	1154.5	999.8	741.7	582.7	510.8	506.5	526.1	539.1	555.5	575.1	580.5
47.5°	1198.1	1015.1	724.3	556.6	489.0	473.8	481.4	508.6	527.1	543.5	545.7
50°	1243.8	1036.9	709.0	529.3	462.9	435.7	442.2	472.7	483.6	490.1	493.4
52.5°	1292.8	1054.3	696.0	506.5	435.7	396.4	405.2	434.6	442.2	447.6	448.7
55°	1335.3	1068.4	679.6	484.7	406.2	359.4	370.3	398.6	406.2	412.8	412.8
57.5°	1379.9	1081.5	668.7	466.2	374.7	328.9	336.5	364.9	375.8	377.9	381.2
60°	1417.0	1093.5	658.9	448.7	345.3	301.7	307.1	332.2	345.3	346.3	348.5
62.5°	1443.1	1101.1	653.5	426.9	315.9	274.5	278.8	303.9	319.1	322.4	323.5
65°	1459.4	1105.5	643.7	398.6	290.8	251.6	251.6	276.6	291.9	299.5	301.7
67.5°	1451.8	1097.9	617.5	366.0	267.9	228.7	227.6	252.7	265.8	270.1	271.2
70°	1393.0	1053.2	564.2	325.7	244.0	208.0	205.8	228.7	240.7	230.9	232.0
72.5°	1273.2	951.9	491.2	285.4	218.9	188.4	186.2	205.8	206.9	206.9	205.8
75°	1072.8	777.6	392.1	242.9	192.8	167.7	168.8	184.1	185.2	190.6	187.3
77.5°	822.3	576.2	306.0	193.9	163.4	149.2	154.7	160.1	167.7	175.4	167.7
80°	597.9	397.5	212.4	144.9	126.3	126.3	128.5	134.0	144.9	152.5	144.9
82.5°	255.9	175.4	98.0	71.9	62.1	61.0	62.1	62.1	76.2	78.4	68.6
85°	19.6	16.3	12.0	12.0	9.8	5.4	5.4	4.4	3.3	3.3	3.3
87.5°	4.4	3.3	3.3	3.3	2.2	2.2	2.2	2.2	2.2	2.2	2.2
90°	0.0	0.0	0.0	0.0	0.0	0.0	0.0	0.0	0.0	0.0	0.0

Cooper Lighting Solutions Photometric Lab
1121 Highway 74 South
Peachtree City, GA 30269



LM-79-2019: Approved Method: Electrical and Photometric Measurements of Solid-State Lighting Products

Report Prepared for

Cooper Lighting Solutions

Streetworks

Report Number: SP1-2407-157-7

Test Date: 09/05/2024

Luminaire Tested: MEM2-HTN-SA-40-830-U-5WQ

Data in this report applies to families of products including MEM2-HTN-SA-40-830-U-5WQ

Test Information

Test Method: LM-79-2019
 Report Number: SP1-2407-157-7
 Test Lab: COOPER LIGHTING SOLUTIONS
 Photometer: SP1 - 76IN SPHERE
 Measurement Geometry: 4π
 Issue Date: 09/05/2024
 Manufacturer: COOPER LIGHTING SOLUTIONS
 Product Line: Streetworks
 Catalog Number: **MEM2-HTN-SA-40-830-U-5WQ**
 Description: Epic Modern Light Square 40W 5WQ Optic

Spectral Parameters

CCT (K): 3126
 CIE u': 0.2465
 CIE v': 0.5182
 Duv: -0.0004
 CIE x: 0.4277
 CIE y: 0.3997
 CIE z: 0.1727
 Peak Wavelength (nm): 601
 Dominant Wavelength (nm): 582
 Purity: 48.31913
 Rf: 84.4
 Rg: 94.7

CRI (Ra):	82.6		
R1:	81.4	R9:	5.1
R2:	92.2	R10:	82.2
R3:	94.9	R11:	79.8
R4:	80.1	R12:	70.4
R5:	81.8	R13:	84.2
R6:	90.5	R14:	97.9
R7:	81.8	R15:	73.6
R8:	58.0		



Test Conditions

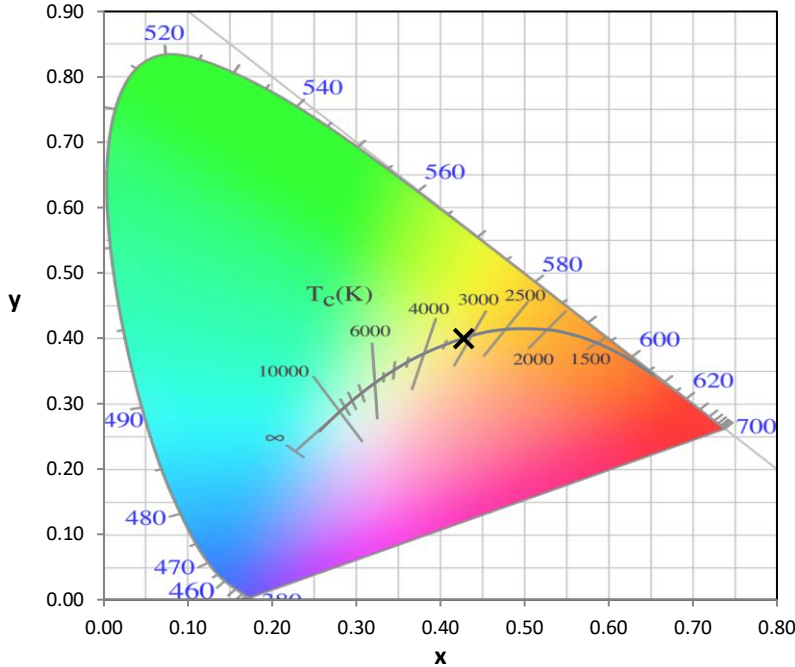
Stabilization Time: 22M
 Operation Time: 1H 22M
 Sphere Temperature (°C): 24.3

REPORT NUMBER: SP1-2407-157-7

Measurement and Test Equipment			
Instrument	Identification Number	Calibration Date	Calibration Due Date
Photometer	IN0058	6/18/2024	12/18/2024
Power Meter	INXT2011004	2/8/2024	2/8/2025
AC Power Source	IN0063	10/24/2023	10/24/2024
DC Power Source	IN0208	10/24/2023	10/24/2024
Sphere Thermometer	IN0085	10/24/2023	10/24/2024
Room Thermometer	IN0046	10/24/2023	10/24/2024

REPORT NUMBER: SP1-2407-157-7

CIE 1931 Chromaticity Diagram



CIE 1931 Chromaticity Diagram with 2017 ANSI 7-Step and 4-Step Quadrangles

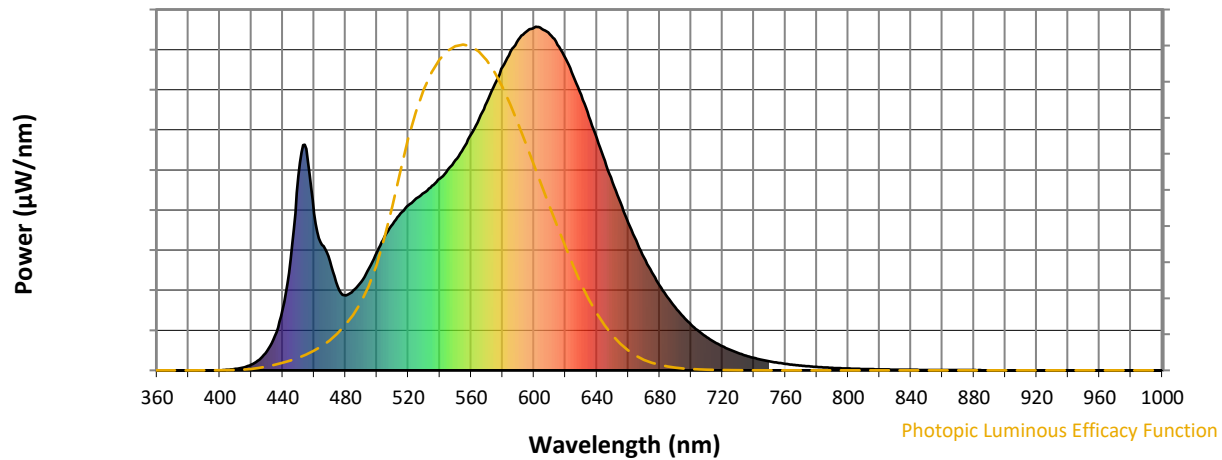


CCT = 3126K
 CIE x = 0.4277
 CIE y = 0.3997
 Duv = -0.0004

Point lies inside the ANSI 3000K 4-step quadrangle

REPORT NUMBER: SP1-2407-157-7

Photopic Flux vs. Wavelength



Photopic Lumens: NR

λ (nm)	Power W [^] /nm	Lumens (ϕ /nm)	λ (nm)	Power W [^] /nm	Lumens (ϕ /nm)	λ (nm)	Power W [^] /nm	Lumens (ϕ /nm)	λ (nm)	Power W [^] /nm	Lumens (ϕ /nm)	λ (nm)	Power W [^] /nm	Lumens (ϕ /nm)
360	0	NR	490	258	NR	620	908	NR	750	26	NR	880	1	NR
365	0	NR	495	297	NR	625	857	NR	755	22	NR	885	0	NR
370	0	NR	500	345	NR	630	801	NR	760	19	NR	890	0	NR
375	0	NR	505	391	NR	635	738	NR	765	16	NR	895	0	NR
380	0	NR	510	426	NR	640	675	NR	770	14	NR	900	0	NR
385	0	NR	515	456	NR	645	610	NR	775	12	NR	905	0	NR
390	0	NR	520	480	NR	650	547	NR	780	10	NR	910	0	NR
395	0	NR	525	500	NR	655	488	NR	785	9	NR	915	0	NR
400	0	NR	530	517	NR	660	429	NR	790	7	NR	920	0	NR
405	2	NR	535	538	NR	665	378	NR	795	6	NR	925	0	NR
410	4	NR	540	558	NR	670	328	NR	800	5	NR	930	0	NR
415	9	NR	545	584	NR	675	285	NR	805	5	NR	935	0	NR
420	16	NR	550	611	NR	680	247	NR	810	4	NR	940	0	NR
425	31	NR	555	646	NR	685	212	NR	815	3	NR	945	0	NR
430	56	NR	560	687	NR	690	183	NR	820	3	NR	950	0	NR
435	101	NR	565	731	NR	695	156	NR	825	3	NR	955	0	NR
440	178	NR	570	780	NR	700	133	NR	830	2	NR	960	0	NR
445	323	NR	575	832	NR	705	114	NR	835	2	NR	965	0	NR
450	566	NR	580	883	NR	710	96	NR	840	2	NR	970	0	NR
455	645	NR	585	927	NR	715	82	NR	845	1	NR	975	0	NR
460	457	NR	590	963	NR	720	70	NR	850	1	NR	980	0	NR
465	365	NR	595	985	NR	725	59	NR	855	1	NR	985	0	NR
470	317	NR	600	998	NR	730	50	NR	860	1	NR	990	0	NR
475	244	NR	605	994	NR	735	43	NR	865	1	NR	995	0	NR
480	218	NR	610	978	NR	740	36	NR	870	1	NR	1000	0	NR
485	233	NR	615	947	NR	745	31	NR	875	1	NR			

REPORT NUMBER: SP1-2407-157-7

Scotopic Flux vs. Wavelength



Scotopic Lumens: NR S/P: 1.42

λ (nm)	Power W [^] /nm	Lumens (φ/nm)	λ (nm)	Power W [^] /nm	Lumens (φ/nm)	λ (nm)	Power W [^] /nm	Lumens (φ/nm)	λ (nm)	Power W [^] /nm	Lumens (φ/nm)	λ (nm)	Power W [^] /nm	Lumens (φ/nm)
360	0	NR	490	258	NR	620	908	NR	750	26	NR	880	1	NR
365	0	NR	495	297	NR	625	857	NR	755	22	NR	885	0	NR
370	0	NR	500	345	NR	630	801	NR	760	19	NR	890	0	NR
375	0	NR	505	391	NR	635	738	NR	765	16	NR	895	0	NR
380	0	NR	510	426	NR	640	675	NR	770	14	NR	900	0	NR
385	0	NR	515	456	NR	645	610	NR	775	12	NR	905	0	NR
390	0	NR	520	480	NR	650	547	NR	780	10	NR	910	0	NR
395	0	NR	525	500	NR	655	488	NR	785	9	NR	915	0	NR
400	0	NR	530	517	NR	660	429	NR	790	7	NR	920	0	NR
405	2	NR	535	538	NR	665	378	NR	795	6	NR	925	0	NR
410	4	NR	540	558	NR	670	328	NR	800	5	NR	930	0	NR
415	9	NR	545	584	NR	675	285	NR	805	5	NR	935	0	NR
420	16	NR	550	611	NR	680	247	NR	810	4	NR	940	0	NR
425	31	NR	555	646	NR	685	212	NR	815	3	NR	945	0	NR
430	56	NR	560	687	NR	690	183	NR	820	3	NR	950	0	NR
435	101	NR	565	731	NR	695	156	NR	825	3	NR	955	0	NR
440	178	NR	570	780	NR	700	133	NR	830	2	NR	960	0	NR
445	323	NR	575	832	NR	705	114	NR	835	2	NR	965	0	NR
450	566	NR	580	883	NR	710	96	NR	840	2	NR	970	0	NR
455	645	NR	585	927	NR	715	82	NR	845	1	NR	975	0	NR
460	457	NR	590	963	NR	720	70	NR	850	1	NR	980	0	NR
465	365	NR	595	985	NR	725	59	NR	855	1	NR	985	0	NR
470	317	NR	600	998	NR	730	50	NR	860	1	NR	990	0	NR
475	244	NR	605	994	NR	735	43	NR	865	1	NR	995	0	NR
480	218	NR	610	978	NR	740	36	NR	870	1	NR	1000	0	NR
485	233	NR	615	947	NR	745	31	NR	875	1	NR			

REPORT NUMBER: SP1-2407-157-7

Melanopic Flux vs. Wavelength



Melanopic Lumens: NR

M/P: 2.79

λ (nm)	Power W [^] /nm	Lumens (φ/nm)	λ (nm)	Power W [^] /nm	Lumens (φ/nm)	λ (nm)	Power W [^] /nm	Lumens (φ/nm)	λ (nm)	Power W [^] /nm	Lumens (φ/nm)	λ (nm)	Power W [^] /nm	Lumens (φ/nm)
360	0	NR	490	258	NR	620	908	NR	750	26	NR	880	1	NR
365	0	NR	495	297	NR	625	857	NR	755	22	NR	885	0	NR
370	0	NR	500	345	NR	630	801	NR	760	19	NR	890	0	NR
375	0	NR	505	391	NR	635	738	NR	765	16	NR	895	0	NR
380	0	NR	510	426	NR	640	675	NR	770	14	NR	900	0	NR
385	0	NR	515	456	NR	645	610	NR	775	12	NR	905	0	NR
390	0	NR	520	480	NR	650	547	NR	780	10	NR	910	0	NR
395	0	NR	525	500	NR	655	488	NR	785	9	NR	915	0	NR
400	0	NR	530	517	NR	660	429	NR	790	7	NR	920	0	NR
405	2	NR	535	538	NR	665	378	NR	795	6	NR	925	0	NR
410	4	NR	540	558	NR	670	328	NR	800	5	NR	930	0	NR
415	9	NR	545	584	NR	675	285	NR	805	5	NR	935	0	NR
420	16	NR	550	611	NR	680	247	NR	810	4	NR	940	0	NR
425	31	NR	555	646	NR	685	212	NR	815	3	NR	945	0	NR
430	56	NR	560	687	NR	690	183	NR	820	3	NR	950	0	NR
435	101	NR	565	731	NR	695	156	NR	825	3	NR	955	0	NR
440	178	NR	570	780	NR	700	133	NR	830	2	NR	960	0	NR
445	323	NR	575	832	NR	705	114	NR	835	2	NR	965	0	NR
450	566	NR	580	883	NR	710	96	NR	840	2	NR	970	0	NR
455	645	NR	585	927	NR	715	82	NR	845	1	NR	975	0	NR
460	457	NR	590	963	NR	720	70	NR	850	1	NR	980	0	NR
465	365	NR	595	985	NR	725	59	NR	855	1	NR	985	0	NR
470	317	NR	600	998	NR	730	50	NR	860	1	NR	990	0	NR
475	244	NR	605	994	NR	735	43	NR	865	1	NR	995	0	NR
480	218	NR	610	978	NR	740	36	NR	870	1	NR	1000	0	NR
485	233	NR	615	947	NR	745	31	NR	875	1	NR			

Summary

$R_f = 84.4$
 $R_g = 94.7$
 $CIE R_a = 82.6$
 $R_9 = 5.1$



Color Vector Graphics



Individual Sample Fidelity Index ($R_{f,i}$)

CES01 = 86	CES26 = 86	CES51 = 93	CES76 = 82
CES02 = 63	CES27 = 92	CES52 = 93	CES77 = 84
CES03 = 31	CES28 = 94	CES53 = 89	CES78 = 81
CES04 = 70	CES29 = 92	CES54 = 89	CES79 = 90
CES05 = 49	CES30 = 91	CES55 = 86	CES80 = 89
CES06 = 51	CES31 = 93	CES56 = 85	CES81 = 72
CES07 = 42	CES32 = 85	CES57 = 83	CES82 = 95
CES08 = 41	CES33 = 97	CES58 = 84	CES83 = 94
CES09 = 29	CES34 = 92	CES59 = 91	CES84 = 91
CES10 = 76	CES35 = 96	CES60 = 90	CES85 = 74
CES11 = 59	CES36 = 81	CES61 = 87	CES86 = 68
CES12 = 65	CES37 = 96	CES62 = 83	CES87 = 84
CES13 = 43	CES38 = 86	CES63 = 87	CES88 = 88
CES14 = 74	CES39 = 98	CES64 = 79	CES89 = 75
CES15 = 71	CES40 = 96	CES65 = 78	CES90 = 89
CES16 = 47	CES41 = 96	CES66 = 77	CES91 = 73
CES17 = 50	CES42 = 97	CES67 = 76	CES92 = 63
CES18 = 56	CES43 = 91	CES68 = 80	CES93 = 77
CES19 = 72	CES44 = 99	CES69 = 85	CES94 = 61
CES20 = 66	CES45 = 93	CES70 = 78	CES95 = 73
CES21 = 87	CES46 = 90	CES71 = 74	CES96 = 84
CES22 = 79	CES47 = 94	CES72 = 91	CES97 = 88
CES23 = 92	CES48 = 83	CES73 = 74	CES98 = 85
CES24 = 91	CES49 = 91	CES74 = 90	CES99 = 76
CES25 = 72	CES50 = 93	CES75 = 78	



Color Rendition by Hue-Angle Bin



Measure Comparisons



(END OF REPORT)